
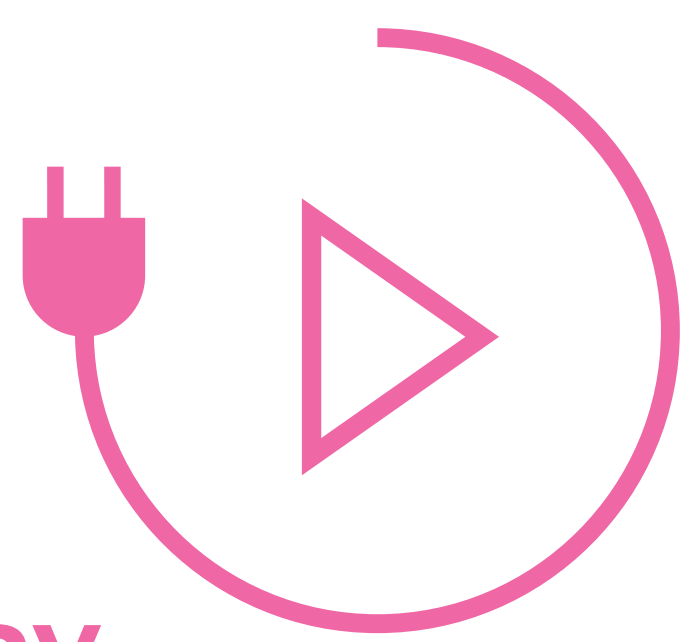


Designed for simplicity

5 ways we help you keep it simple and keep it quality – on day one, day one-thousand, and beyond.

1 Plug-and-play installation

Tetra Pak® Homogenizer 15C & Tetra Pak® Homogenizer 20C are engineered to get you up and running – fast. Installation is simplified by a small footprint and a plug-and-play design with all necessary parts located inside the machine. Factory testing before delivery also ensures rapid and reliable start-up.




2 Everything you need to get started

Your homogenizer arrives with everything you need to start operation, including:



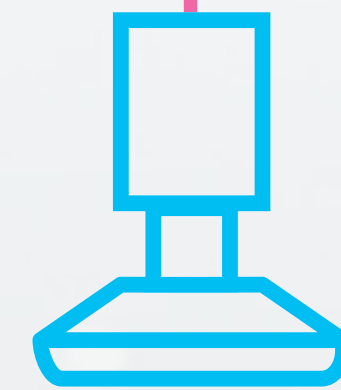
An integrated starter panel



Dampers as standard




Easy-install clamp connections



Adjustable feet

3 Ready when you are



Our hydraulic pressure system offers quick start-up, without the need for calibration that some pneumatic systems require. Enjoy operational flexibility thanks to a remote on/off pressure setting. For even greater flexibility, an optional, external variable frequency drive lets you easily adjust capacity/speed.

4 Operator-friendly design

The homogenizer is designed to make day-to-day life easy for operators of all experience levels:

- Control panel with user-friendly interface for intuitive control
- Quick-change piston cartridge system with self-aligning piston bushing
- Pump block valves removable with hand tools alone
- Large inspection window gives you full view of wet-end parts when machine is in operation



5 Unmatched support

You're not just buying a homogenizer. You're getting access to market-leading homogenization insights and support. With the backing of application experts and a global service network, you can be confident of having everything you need to ensure reliable, optimal performance for years to come.

Want to learn more about the ways that Tetra Pak® Homogenizer 15C & Tetra Pak® Homogenizer 20C can reduce complexity in your operations?

Contact us today